

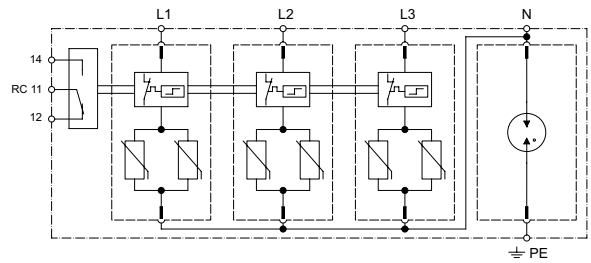
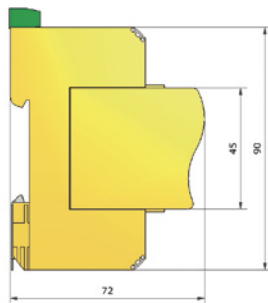
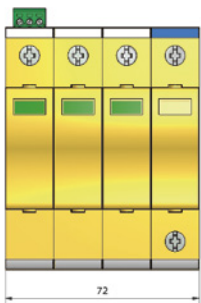

Class I+II (T1+T2) Combined Arresters

IsoPro BC pluggable

IPS BC TT 12.5

Four pole pluggable combined lightning and surge arrester, for example for 3-phase TT- and TN-S-systems

- High lightning impulse discharge current of 12.5 kA (10/350 µs) per pole
- Optionally with remote contact (FM)



Technical Data	IPS BC TT 12,5/275	IPS BC TT 12,5/320
Nominal voltage AC (UN)	230 V~	230 V~
Max. continuous operating voltage AC (Uc)	275 V~	320 V~
Max. continuous operating voltage DC (Uc)	350 V=	420 V=
Nominal discharge current (8/20) (In)	25 kA per pole (MOV) / 30 kA (GDT)	25 kA per pole (MOV) / 30 kA (GDT)
max. discharge current (8/20) (Imax)	50 kA per pole (MOV + GDT)	50 kA per pole (MOV + GDT)
Impulse current (10/350µs) (Iimp)	12.5 kA per pole (MOV) / 50kA (GDT)	12.5 kA per pole (MOV) / 50kA (GDT)
Impulse current (L1+L2+L3+N-PE) (Iimp)	50 kA	50 kA
Protection level at In (8/20µs) (Up)	< 1.4.kV (MOV) / < 1.5 kV (GDT)	< 1.5.kV (MOV) / < 1.5 kV (GDT)
Protection level at 5kA (8/20µs) (Uas)	< 1.0 kV (MOV)	< 1.1 kV (MOV)
Response time (tA)	< 25 ns (MOV) / 100 ns (GDT)	< 25 ns (MOV) / 100 ns (GDT)
back up fuse (if mains >250 A)	160 A gL (MOV) / - (GDT)	160 A gL (MOV) / - (GDT)
Short-circuit withstand current (Ik)	25 kA (MOV) / - (GDT)	25 kA (MOV) / - (GDT)
Operating temperature range (TU)	-40 - +80 °C	-40 - +80 °C
Max. conductor cross section	35 stranded/25 fine-stranded [mm ²]	35 stranded/25 fine-stranded [mm ²]
Max. connection torque for terminals	3.5 Nm	3.5 Nm
Degree of protection (IEC EN 60529)	IP 20	IP 20
Enclosure material / colour	Thermoplastic UL94-V0/yellow	Thermoplastic UL94-V0/yellow
Mounting on	DIN rail 35 mm (DIN EN 50 022)	DIN rail 35 mm (DIN EN 50 022)
Dimensions (DIN 43880)	4TE	4TE
Net weight / pc	580	640 g

Order Data	IPS BC TT 12,5/275	IPS BC TT 12,5/320
Product	IPS BC TT 12,5/275	IPS BC TT 12,5/320
Ordering part no.	38 16 50	38 16 70

Technical Data und Order Data	IPS BC TT 12,5/275/FM	IPS BC TT 12,5/320/FM
FM contact / contact type	Changeover contact	Changeover contact
Switching capacity	AC: 250V/0,5A 125V/3A	AC: 250V/0,5A 125V/3A
Ordering part no.	38 16 51	38 16 71

DB00046.01_EN 20101201

We reserve the right to make alterations in style and form in line with technical development. The illustrations are non-binding. We do not assume liability for mistakes or printing errors.
All Copyrights © LEUTRON GmbH 2010