

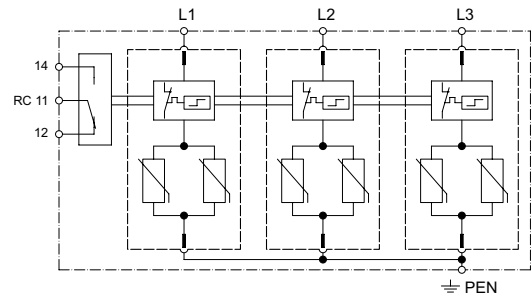
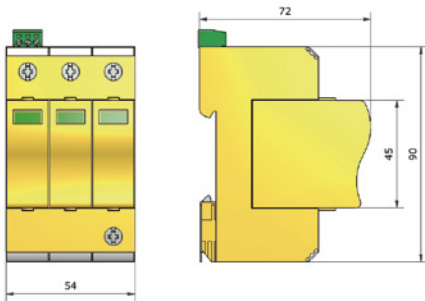

Class I+II (T1+T2) Combined Arresters

IsoPro BC pluggable

IPS BC TNC 12.5

Three pole, pluggable ercombined lightning and surge arrester, for example for 3-phase TN-C systems

- High lightning impulse discharge current of 12.5 kA (10/350 µs) per pole
- Optionally with remote contact (FM)



Technical Data	IPS BC TNC 12,5/275	IPS BC TNC 12,5/320
Nominal voltage AC (UN)	230 V~	230 V~
Max. continuous operating voltage AC (Uc)	275 V~	320 V~
Max. continuous operating voltage DC (Uc)	350 V=	420 V=
Nominal discharge current (8/20) (In)	25 kA per pole	25 kA per pole
max. discharge current (8/20) (Imax)	50 kA per pole	50 kA per pole
Impulse current (10/350µs) (Iimp)	12.5 kA per pole	12.5 kA per pole
Impulse current (L1+L2+L3-PEN) (Iimp)	37.5 kA	37.5 kA
Protection level at In (8/20µs) (Up)	< 1.4 kV	< 1.5 kV
Protection level at 5kA (8/20µs) (Uas)	< 1.0 kV	< 1.1 kV
Response time (tA)	< 25 ns	< 25 ns
back up fuse (if mains >250 A)	160 A gL	160 A gL
Short-circuit withstand current (Ik)	25 kA	25 kA
Operating temperature range (TU)	-40 - +80 [°C]	-40 - +80 [°C]
Max. conductor cross section	35 stranded/25 fine-stranded [mm²]	35 stranded/25 fine-stranded [mm²]
Max. connection torque for terminals	3.5 Nm	3.5 Nm
Degree of protection (IEC EN 60529)	IP 20	IP 20
Enclosure material / colour	Thermoplastic UL94-V0/yellow	Thermoplastic UL94-V0/yellow
Mounting on	DIN rail 35 mm (DIN EN 50 022)	DIN rail 35 mm (DIN EN 50 022)
Dimensions (DIN 43880)	3 TE	3 TE
Net weight / pc	470 g	520 g

Order Data	IPS BC TNC 12,5/275	IPS BC TNC 12,5/320
Product	IPS BC TNC 12,5/275	IPS BC TNC 12,5/320
Ordering part no.	38 16 46	38 16 66

Technical Data und Order Data	IPS BC TNC 12,5/275/FM	IPS BC TNC 12,5/320/FM
FM contact / contact type	Changeover contact	Changeover contact
Switching capacity	AC: 250V/0,5A 125V/3A	AC: 250V/0,5A 125V/3A
Ordering part no.	38 16 47	38 16 67

DB00047.01 - EN 20101201

We reserve the right to make alterations in style and form in line with technical development. The illustrations are non-binding. We do not assume liability for mistakes or printing errors.
All Copyrights © LEUTRON GmbH 2010